



Data you can trust. Insight you can use.

Value Score (OROI)

Post-grad earnings for every tuition dollar a family invests, shown as ROI percentage.

- Based on U.S. Department of Education College Scorecard earnings data.
- Example: 350% = \$3.50 earned for every \$1 paid over 10 years.

Generosity Score

Share of the list price typically covered by institutional aid.

- Prefers reported grants; uses estimates when colleges don't report.
- Families typically receive 36.0% of list price nationally.




TOP COLLEGES BY VALUE SCORE + GENEROSITY SCORE





Schools Analyzed: **22**

Avg Value Score: **420%**

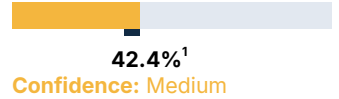
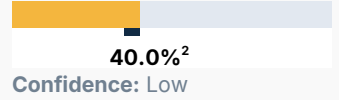
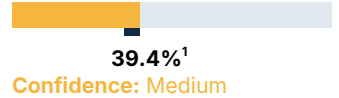
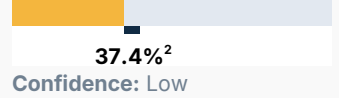
Avg Generosity: **45%**

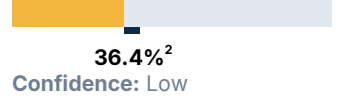



Rank	College Name	State	Value Score	Avg Cost	Avg Earnings	Generosity Score	Comments
1	Johns Hopkins University	MD	482%	\$18,161	\$87,555	<p>71.3%¹ Confidence: Medium</p>	College did not publish its total list price, so we used a federal backup number. College did not publish institutional grant totals; we estimated generosity using tuition versus net price. ¹
2	Vanderbilt University	TN	481%	\$19,040	\$91,565	<p>70.2%¹ Confidence: Medium</p>	College did not publish its total list price, so we used a federal backup number. College did not publish institutional grant totals; we estimated generosity using tuition versus net price. ¹


Rank	College Name	State	Value Score	Avg Cost	Avg Earnings	Generosity Score	Comments
3	Davidson College	NC	449%	\$18,127	\$81,400	 69.9%¹ Confidence: Medium	College did not publish its total list price, so we used a federal backup number. College did not publish institutional grant totals; we estimated generosity using tuition versus net price. ¹
4	Washington and Lee University	VA	397%	\$23,911	\$94,810	 62.9%¹ Confidence: Medium	College did not publish its total list price, so we used a federal backup number. College did not publish institutional grant totals; we estimated generosity using tuition versus net price. ¹
5	Emory University	GA	335%	\$23,911	\$80,137	 60.7%¹ Confidence: Medium	College did not publish its total list price, so we used a federal backup number. College did not publish institutional grant totals; we estimated generosity using tuition versus net price. ¹

Rank	College Name	State	Value Score	Avg Cost	Avg Earnings	Generosity Score	Comments
6	Centre College	KY	308%	\$21,497	\$66,240	 57.5%¹ Confidence: Medium	College did not publish its total list price, so we used a federal backup number. College did not publish institutional grant totals; we estimated generosity using tuition versus net price. ¹
7	Wake Forest University	NC	272%	\$28,746	\$78,158	 55.6%¹ Confidence: Medium	College did not publish its total list price, so we used a federal backup number. College did not publish institutional grant totals; we estimated generosity using tuition versus net price. ¹
8	Georgia Institute of Technology-Main Campus	GA	773%	\$13,289	\$102,772	 53.4%² Confidence: Low	College did not publish its total list price, so we used a federal backup number. College only shared the full yearly bill, so we estimated generosity using its cost of attendance. ²
9	University of Georgia	GA	497%	\$13,816	\$68,726	 50.8%² Confidence: Low	College did not publish its total list price, so we used a federal backup number. College only shared the full yearly bill, so we estimated generosity using its cost of attendance. ²

Rank	College Name	State	Value Score	Avg Cost	Avg Earnings	Generosity Score	Comments
10	University of North Carolina at Chapel Hill	NC	556%	\$12,983	\$72,200	 50.3%² Confidence: Low	College did not publish its total list price, so we used a federal backup number. College only shared the full yearly bill, so we estimated generosity using its cost of attendance. ²
11	University of Maryland-College Park	MD	531%	\$15,590	\$82,860	 49.5%² Confidence: Low	College did not publish its total list price, so we used a federal backup number. College only shared the full yearly bill, so we estimated generosity using its cost of attendance. ²
12	Duke University	NC	284%	\$34,454	\$97,800	 47.6%¹ Confidence: Medium	College did not publish its total list price, so we used a federal backup number. College did not publish institutional grant totals; we estimated generosity using tuition versus net price. ¹
13	University of Richmond	VA	228%	\$33,417	\$76,178	 46.6%¹ Confidence: Medium	College did not publish its total list price, so we used a federal backup number. College did not publish institutional grant totals; we estimated generosity using tuition versus net price. ¹

Rank	College Name	State	Value Score	Avg Cost	Avg Earnings	Generosity Score	Comments
14	George Washington University	DC	243%	\$37,454	\$90,873	 <p>42.4%¹ Confidence: Medium</p>	College did not publish its total list price, so we used a federal backup number. College did not publish institutional grant totals; we estimated generosity using tuition versus net price. ¹
15	University of Virginia-Main Campus	VA	380%	\$22,881	\$86,863	 <p>40.0%² Confidence: Low</p>	College did not publish its total list price, so we used a federal backup number. College only shared the full yearly bill, so we estimated generosity using its cost of attendance. ²
16	Georgetown University	DC	262%	\$39,433	\$103,494	 <p>39.4%¹ Confidence: Medium</p>	College did not publish its total list price, so we used a federal backup number. College did not publish institutional grant totals; we estimated generosity using tuition versus net price. ¹
17	Clemson University	SC	323%	\$22,112	\$71,513	 <p>37.4%² Confidence: Low</p>	College did not publish its total list price, so we used a federal backup number. College only shared the full yearly bill, so we estimated generosity using its cost of attendance. ²

Rank	College Name	State	Value Score	Avg Cost	Avg Earnings	Generosity Score	Comments
18	North Carolina State University at Raleigh	NC	406%	\$16,931	\$68,758	 <p>36.4%² Confidence: Low</p>	College did not publish its total list price, so we used a federal backup number. College only shared the full yearly bill, so we estimated generosity using its cost of attendance. ²
19	Virginia Polytechnic Institute and State University	VA	343%	\$23,790	\$81,698	 <p>25.8%² Confidence: Low</p>	College did not publish its total list price, so we used a federal backup number. College only shared the full yearly bill, so we estimated generosity using its cost of attendance. ²
20	Centra College	VA	242%	\$24,868	\$60,122	 <p>21.7%³ Confidence: Low</p>	College only shared the full yearly bill, so we estimated generosity using its cost of attendance. ³
21	William & Mary	VA	326%	\$22,529	\$73,490	 <p>10.0%¹ Confidence: Medium</p>	College did not publish its total list price, so we used a federal backup number. College did not publish institutional grant totals; we estimated generosity using tuition versus net price. ¹

Rank	College Name	State	Value Score	Avg Cost	Avg Earnings	Generosity Score	Comments
22	University of Florida	FL	1127%	\$6,351	\$71,588	 0.5%¹ Confidence: Medium	College did not publish its total list price, so we used a federal backup number. College did not publish institutional grant totals; we estimated generosity using tuition versus net price. ¹

Notes

Data transparency

1. College did not publish its total list price, so we used a federal backup number. College did not publish institutional grant totals; we estimated generosity using tuition versus net price.
2. College did not publish its total list price, so we used a federal backup number. College only shared the full yearly bill, so we estimated generosity using its cost of attendance.
3. College only shared the full yearly bill, so we estimated generosity using its cost of attendance.

Methodology notes

1. COSTT4_P missing in Scorecard; replaced with DRVIC out-of-state on-campus total price. Generosity proxy = $(\text{tuition_in_state} - \text{avg_net_price_overall}) / \text{tuition_in_state}$.
2. COSTT4_P missing in Scorecard; replaced with DRVIC out-of-state on-campus total price. Generosity proxy = $1 - (\text{avg_net_price_overall} / \text{total_coa_in_state})$ because tuition-only data was incomplete.
3. Generosity proxy = $1 - (\text{avg_net_price_overall} / \text{total_coa_in_state})$ because tuition-only data was incomplete.

National benchmark

On average, institutional aid covers 36.0% of the published list price nationwide (U.S. Department of Education data).

How scores are calculated

Value Score (OROI)

Return on investment shown as percentage

Example: OROI of 3.5 = 350% return

Generosity Score

Percentage of list price covered by grants

Example: Score of 67 = 67% covered by aid

Strategic Analysis & Next Steps

Using both scores together

The Value Score and Generosity Score complement each other. Use this matrix to evaluate colleges:

	High Generosity (>60%)	Low Generosity (50%)
High Value (>400%)	BEST DEAL Great return + generous aid Strong financial fit	VALUE TRADE-OFF Good earnings but higher out-of-pocket costs
Moderate Value (250-400%)	AFFORDABLE PATH Decent return with substantial aid coverage	EVALUATE CAREFULLY Moderate return with limited aid support

Note: These are general guidelines. Consider your family's specific financial situation, career goals, and college fit when making decisions.

What to do next

1. Email each aid office to confirm whether institutional grants renew automatically after year one.
2. Compare the college's offer to the published cost of attendance to see if housing, meals, or fees were excluded.
3. Use the College Aid Index™ numbers as the baseline when negotiating or appealing an aid package.